

Little
Athletics
Queensland

ANNUAL REPORT 2020/2021

QUEENSLAND LITTLE ATHLETICS ASSOCIATION INC.

PATRON

His Excellency the Honourable Paul de Jersey AC
Governor of Queensland

LAQ LIFE MEMBERS

George Harvey (1984)	Ken Watson (1991)
Alison Quirke (1998)	Andrea Harvey (2001)
Paul O'Brien OAM (2002) (d'cd)	Frank Knight (2003) (d'cd)
Deanna Watt-Price (2006)	Ray Robins (2007)
Brian Johnston (2008) (d'cd)	Barrie Cox (2012)
Karen Wolfenden (2012) (d'cd)	Eddie Fabian (2013)
Ann Bell (2013)	Don Yourell (2015)
Len Price (2015)	Tony Northey (2016)
Todd Williams (2018)	Roslyn McAlister (2019)

AUSTRALIAN LITTLE ATHLETICS LIFE MEMBERS FROM QLD

George Harvey (1996)	Tony Libke (2004)
Alison Quirke (2010)	Marjorie McNamara (2010)

AUSTRALIAN LITTLE ATHLETICS MERIT AWARDS FROM QLD

Alison Quirke (2005)
Marjorie McNamara (2008)

BOARD OF DIRECTORS

President	Donna Smith
General Director (<i>Vice President</i>)	Paul Langton
Finance Director	Gary Morrisby
General Director	Tony Frampton
General Director	Val Hooper
General Director	Brad Jones
General Director	Clint Harvey (from November 2020)

STAFF

Chief Executive Officer	Simon Cook	Projects Officer	Karen Lunt
Operations Manager	Shannon Kruger	Projects Assistant	Bianca Lunt
Finance Officer (p/t)	Amanda-Jayne Noble	Senior Development Officer	Shaun Lethem
Membership Services Officer	Ngairé Hollands	Development Officer	Kendal Newton-Smith

REGIONAL COMPETITION CO-ORDINATORS

Tropical North	Brenda Gracie	North Queensland	Trudy Bradbury
Central North	Sophie Peters	Maranoa	Marn Wood
Central Coast	Kerri Wills	Downs & Sth West	Rebecca Perkins
Metro North	Tony Bryant	Metro West	Venessa Moss
South East	Christine Hartung	South Coast	Steve Handsaker
Sun Coast	Nerissa Thomas		

COMMITTEE MEMBERS

Competition	Eddie Fabian	Officials	Ruth Boustead
	Sue Williams		Jenny Boadman
	Michelle Moore		Julie Cousins
	Michelle Boddington		David Boddington
	Mel Smith		Tracey Phillis

Minutes of 2020 Annual General Meeting	3
Annual Report	7
COVID Recovery	7
Registrations	7
Competitions	7
Officials Seminar and the Australian Athletics Officials Education Scheme	8
Coaching Clinics	8
School Programs	9
Introduction to Coaching Courses	9
FAST Program	9
State Team	9
Little Athletics Australia National U15 Camp	9
New Zealand Development Tour	9
Regional Support & Liaison	9
Strategic Plan 2020 - 2024	9
Little Athletics Queensland & Queensland Athletics	10
Annual Conference & AGM	10
Association Awards	10
Corporate Support	10
Queensland Government Support	10
Marketing and Promotion	11
Board and Staffing	11
Thank You	11
Audited Financial Accounts	12
Overview	12
Analysis of Detailed Profit & Loss Statement	12
Detailed Profit & Loss Statement	13
Statement of Assets & Liabilities	19
Audited Financial Report	20
Statement by the Board of Directors & Chief Executive Officer	20
Independent Audit Report	21
Registration Report	27

MINUTES OF ANNUAL GENERAL MEETING

held via Zoom

Tuesday 8th September 2020

1. OPENING

The President opened the meeting at 7.35pm. President welcomed everyone in attendance and thanked them for participating in LAQ's first online AGM.

ATTENDANCE

BOARD OF DIRECTORS

President	Donna Smith	General Director	Tony Frampton
Finance Director	Gary Morrisby	General Director	Paul Langton
General Director	Brad Jones	General Director	Simon Hinton
General Director	Val Hooper		

STAFF

Chief Executive Officer	Simon Cook	Operation Manager	Shannon Kruger
-------------------------	------------	-------------------	----------------

CENTRE DELEGATES

Agnes Water	Sophie Peters	Jimboomba	Lisa Lowe
Algester	Wendy Banks	Jimboomba	Monic Lau-Hamilton
Algester	Simon Edser	Moura	Trish Dales
Arana	Tony Bryant	Moura	Jason Dales
Arana	David Isaacs	Maroochy	Alison Quirke
Aspley	Carmen Sims	Mt Gravatt	Emma Munro
Aspley	David Heidrich	Mt Gravatt	Veronica Kregor
Balmoral	Hannah Elder	Nambour	Lindsie Eastman
Bargara	Elissa Wyatt	Noosa	Michelle Moore
Bargara	Adam Wyatt	Redcliffe	John McRoberts
Bli Bli	Tina Freeman	Redlands	Rodney Clarke
Bracken Ridge	Sue Williams	Redlands	Geoff Stonehouse
Burrum District	Lesley Chreb	Runaway Bay	Fay Larkins
Caboolture	Leanne Hilton	Souths	David Boddington
Caloundra	Leigh White	Souths	Michelle Boddington
Caloundra	Kathy Stroud	Springwood	Deanna Watt-Price
Cassowary Coast	Ruth Boustead	Strathpine	Kelly Emmerig
Colleges	Colin McInnes	Toowong Harriers	Trudy Lennox
Gold Coast	Nicole Hoy	Townsville Central	Jane Chester
Helensvale	Michael Murray	Townsville Central	Mark Chester
Helensvale	Tracey Phillis	Tweed	Sheree Scott
Hervey Bay	Niel Ensbey	Tweed	Angela Finkel
Ipswich	Melissa Smith	University of the Sunshine Coast	Mel Hepworth-Smith

2. APOLOGIES

René Doel (Runaway Bay), Ashmore, Gin Gin, Granite Belt, Nanango, South Burnett.

*Moved by Arana - seconded by Runaway Bay - all in favour
That the above mentioned apologies be accepted.*

3. MINUTES OF PREVIOUS MEETING

Moved by Noosa - seconded by Bargara - all in favour

That the minutes of the Annual General Meeting held on Sunday 9th June 2019 having been pre-circulated, are accepted as a true record of that meeting.

4. BUSINESS ARISING

Nil.

5. CORRESPONDENCE

INWARD:

Nominations / Profiles for Board of Directors:

Donna Smith (President), Paul Langton (General Director), Val Hooper (General Director)

Postal Votes (24 Centres in total):

Agnes Water, Arana, Balmoral, Bargara, Beenleigh, Biloela, Bracken Ridge, Caboolture, Cassowary Coast, Helensvale, Isis District, Jimboomba, Maroochy, Mt Gravatt, Nambour, Noosa, Redlands, Runaway Bay, Souths, Springwood, Strathpine, Sunnybank, The Gap, Tweed.

Postal Votes Received After Closing Date (2 Centres in total):

Ipswich, Redcliffe

OUTWARD:

All Centres:

Call for nominations for Board of Directors positions
 Call for nominations for Life Membership (via LA News)
 Notice of Meeting / Agenda
 BOD Nominee Profiles / Ballot Papers
 RSVP for AGM
 2019 / 2020 Annual Report
 Minutes of Previous Meeting (2019 Annual General Meeting)

Moved by Springwood - seconded by Redlands - all in favour

That the inward correspondence be accepted and the outward correspondence be endorsed.

6. PRESIDENT'S ANNUAL REPORT

The Annual Report was pre-circulated with the Conference and AGM papers so delegates could make themselves familiar with it before asking any questions.

President thanked the Centres, Board and Staff for their hard work and support during the season, especially with the effects of COVID-19.

Moved by Souths - seconded by Gold Coast - all in favour

That the President's Report / Annual Report be received.

7. FINANCE DIRECTOR'S REPORT

Financial Statements show that LAQ recorded an operating deficit of \$5,757 for the year ended 31 March 2020. This figure compares unfavourable with the budgeted net profit of \$1,865 approved for the period 1 April 2019 to 31 March 2020.

The accounts have been signed off as a true and correct record by the Association Auditors, Morris & Batzloff.

Thanks was extended to LAQ's Finance Officer Amanda-Jayne Noble and CEO Simon Cook for their efforts in preparing our financial information.

Questions from the floor:

Springwood: Were the figures from the cancelled 2020 Conference in this finance report?

BOD Response: No, the figures for the cancelled Conference are in the current season, not the previous one.

*Moved by Helensvale - seconded by Bracken Ridge - all in favour
That the audited Financial Report from 1 April 2019 to 31 March 2020 be accepted.*

7.1 Election of Auditor

*Moved by Ipswich - seconded by Redcliffe - all in favour
That Morris & Batzloff be appointed as the Association's Auditors for the financial year ending 31st March 2021.*

8. REGISTRATION REPORT (April 2019 - March 2020)

The Association's registration numbers totalled 11,826 athletes for the 2019/2020 season. This represents a decrease of 903 athletes from the previous year.

*Moved by Bli Bli - seconded by Bargara - all in favour
That the Registration Report as reported be accepted.*

9. ANNOUNCEMENT OF RESULTS FOR ELECTION OF OFFICERS

President vacated the floor and asked Tony Frampton, General Director to act as Chair for the announcement of results of election of officers.

Tony declared the positions of President and three General Directors vacant and announced the results of the voting.

Before announcing the result, the Operations Manager advised the meeting of the procedures which had been followed for counting the vote.

- Simon Cook (LAQ CEO), Shannon Kruger (LAQ Operations Manager) and Terry Visscher (Special Olympics) were appointed as scrutineers
- Voting closed at 4.30pm on Wednesday 26th August 2020
- The counting of votes was held at the Special Olympics Office at QSAC on the 3rd of September, commencing at 2.40pm and was completed at 2.42pm
- The total number of votes was 48 (24 x incorporated Centres)
- Only two nominations were received for the three vacant General Director positions

BOARD OF DIRECTOR VOTING DETAILS - PRESIDENT (2 YEARS)

Nominee	In Favour	Against	Invalid
Donna Smith	48	0	0

*Moved by Redlands - seconded by Aspley - all in favour
That the voting for the Position of President as detailed above be accepted and endorsed. Donna Smith was re-elected to the position.*

BOARD OF DIRECTOR VOTING DETAILS - GENERAL DIRECTOR (2 YEARS)

Nominee	In Favour	Against	Invalid
Paul Langton	48	0	0
Val Hooper	48	0	0

*Moved by Caloundra - seconded by Gold Coast - all in favour
That the voting for positions of General Director as detailed above be accepted and endorsed. Paul Langton and Val Hooper were re-elected as General Directors.*

*Moved by Tweed - seconded by Cassowary Coast - all in favour
That the Ballot papers be destroyed.*

10. ANNOUNCEMENT OF LAQ AWARD WINNERS

President congratulated the following award winners for 2020:

- Centre Innovation Award: Deception Bay
- Coach of the Year: Neil Sperling (Ormeau)
- Volunteer of the Year: Eddie Fabian (Balmoral)

- Official of the Year: Kylie Brown (Helensvale)
- Officials Special Recognition: Elissa Wyatt (Bargara)
- Merit: Rob Angus (Nambour), Nick Bennett (University of the Sunshine Coast), Russell Berlin (Laidley), Tony Bryant (Arana), Simon Hinton (Mudgeeraba), Margaret Page (Sunnybank), Steve Scanlan (Mt Gravatt)
- Distinguished Merit: Tony Frampton (Balmoral)

11. GENERAL BUSINESS

11.1 Registration Decline

Redlands: over the last three or four years, registration numbers on average have been declining. Although COVID will have a massive impact currently (which is an anomaly), what's the future plan from an LAQ perspective to arrest the continual slide, even though it is only minimal?

BOD Response: there are a few factors and not just what we do. Sports now have male / female participants, there are issues with kids being involved in organised sports and kids and families seeking a range of other activities. LAQ is going to try and raise numbers ourselves as part of our whole strategic plan. There is a range of things that we want to do to target a 5% increase per year. Some of these include alternative programs, membership models and expanding new Centres in growth areas. Our Strategic Plan is on our website for all Centres to view. If there are any comments or other suggestions, please contact the CEO.

11.2 Centre Carnivals

Redlands: Regarding the process for Centres to register carnivals. Keeping in mind that most people hold down full time employment and are busy with their normal lives, is there any way the process can be reviewed from a point of allowing a period of time once a date is requested to have the necessary supporting information to the office? Currently the documents have changed and a lot of information is requested up front and it takes time to get it organised. Have LAQ thought of the impediments of this process?

BOD Response: We would appreciate suggestions be sent to LAQ and they can be forwarded to the Competition Committee for them to consider.

Springwood: Regarding the Centre carnival criteria. We have concerns about how many officials need to be qualified for a Centre to be allowed to run a carnival. Some Centres don't have qualified officials but still run a successful carnival. Why was this requirement needed or requested and why do we have to have LAQ officials running our carnivals?

BOD Response: this was brought in because of complaints LAQ received about the quality of some carnivals. The positions required are mainly the key officials, such as the referees. If there is an overcorrection in the balance between ensuring quality carnivals and making the process easy for Centres though, then Centres can send their comments to LAQ so this can be considered further.

11.3 Vale Karen Wolfenden

President acknowledged the passing of LAQ Life Member Karen Wolfenden (Caboolture). Karen was a stalwart of our sport, particularly for her Centre at Caboolture. Her presence will be missed immensely.

12. CLOSE OF MEETING

President thanked the LAQ Board and Staff for their tireless work over the past six months. It has been an incredibly difficult time for us all, but we have worked incredibly hard together to get our sport back on track. Special mention was also made to our Winter Centres for getting started during the height of COVID restrictions. Thank you for taking on the COVID safe issues and starting the season off so well.

There being no further business, the meeting closed at 8.15pm.

Annual Report

On behalf of the Board of Directors, we are pleased to present the following report, which highlights Little Athletics Queensland's financial position and achievements in the 2020 / 2021 season between the period of April 2020 and March 2021.

COVID Recovery

COVID-19 had a dramatic affect on all levels of the Association with the government-imposed, full cessation of all sporting activity from March until May and then restricted training and competition through June to July. LAQ's Back on Track guidelines provided a blueprint for each stage of the restrictions allowing for the slow return to play for Little Athletics in Centres. The Winter Centres bore the full brunt of the restrictions but were buoyant in their speedy return to all activity and must be congratulated on how well they implemented COVID-safe systems to allow the athletes to return to their sport. Operating under an industry event plans, the Association was able to conduct the Winter Regional Championships, the Spring Carnival and then the Summer Regional and State Relays during the latter part of the year. Thankfully, the Summer Regional Championships, Combined Event Championships and State Championships were all able to be conducted without interruption. The LAQ Board extends its thanks to all Centres for how well you coped with these unprecedented pressures.

Registrations

Registrations for the season 1st April 2020 to 31st March 2021 closed at 10,042 athletes. This is a decrease of 1,784 athletes from the previous season.

Due to the pressures of COVID-19, Centres at Dirranbandi and Marlin Coast did not operate this season. Other Centres who did not operate due to difficulties in filling committee position were Ravenshoe, Texas, Mungindi, Boyne Tannum, Dayboro and Ropehill. We look forward to welcoming these Centre's back next season.

Competitions

The number of athletes competing at Association competitions in the 2020/2021 season decreased overall by 615 from the previous year. The report shows a decrease in participation at all Regional competitions across both the Winter and Summer seasons.

Due to COVID-19, the McDonald's Winter Carnival was cancelled altogether. This Carnival had 220 athlete the previous season, so is a major contributor to the overall decrease in competition numbers.

The Coles Summer Carnival in November continues to be a successful and popular event, with an increase in participation of 90 athletes. This increase resulted in further review of the program and events offered.

Unfortunately, COVID-19 seems to have affected some Centre operations and the flow on effect of overall participation.

Thankfully, the Association was able to hold its State Championships in March. Athlete numbers were consistent with those that nominated for the cancelled event in 2020.

In all LAQ competitions Multi Class participation continues to grow.

The LAQ competition participation summary is as follows:

Carnival	Venue	Month	Number of Athletes	+ / - From 19/20
McDonald's Winter Championships	TSR, Townsville	June	cancelled	
Nordic Sport Regional Championships - Winter	Various throughout Regions	August - September	437	-9
Coles Spring Carnival	Bundaberg Regional Athletics Facility	September	540	+121
Coles Summer Carnival	SAF, Nathan	November	1,173	+90

McDonald's Regional Relays - Summer	Various throughout Regions	November	3,423	-252
McDonald's State Relays	SAF, Nathan	December	1,660	-9
Nordic Sport Regional Championships - Summer	Various throughout Regions	February	3,021	-286
McDonald's Combined Event Championships	SAF, Nathan	March	385	-13
McDonald's State Championships	QSAC, Nathan	March	1,927	cancelled

Officials Seminars and the Australian Athletics Officials Education Scheme

The current number of LAQ Officials is very difficult to calculate as LAQ does not have direct access to the The Australian Athletics Officials Education Scheme (AAOES) database. Based on anecdotal data, the past season has seen the number of new accredited officials in the sport at similar levels to previous seasons. Those already involved continue to advance their qualifications through further education and event experience. There was a total of 49 participants engaged in two metropolitan and one regional workshop.

The LAQ Officials Committee continues to work towards improving the back to basic education opportunities at grassroots level using both face-to-face and online methods. The LAQ membership should see increased delivery of education and accreditation opportunities for all levels during the coming seasons.

Coaching Clinics

The clinics were both organised and conducted by LAQ with a set format, or a Centre organised coaching clinics where development staff attended. The following clinics were conducted in the reporting period:

Location	Date	Number Attending
Goondiwindi	12 July 2020	25
Townsville Central	18 July 2020	30
Nth Mackay	18 July 2020	30
Bargara	16 August 2020	50
Goondiwindi	23 August 2020	35
Bli Bli	23 September 2020	30
QSAC	29 September 2020	27
QSAC	1 October 2020	27
Roma	14 November 2020	20
Ballina (NSW)	3 December 2020	40
QSAC	15 December 2020	23
Nambour	16 December 2020	25
QSAC	17 December 2020	25
QSAC	19 January 2021	30
Nambour	20 January 2021	20
QSAC	21 January 2021	40

School Programs (including Little Athletics Program for Schools (LAPS))

LAQ development staff in conjunction with accredited LAQ coaches delivered LAPS school programs throughout Queensland last season. A total of 2350 students participated in the program from 9 schools. Unfortunately, this program was severely hindered by COVID-19 with schools restricting access to outside program providers.

Introduction to Coaching Courses

During the season 92 people participated in one of the 12 courses held throughout the State. The following ITC's were conducted:

Host Centre	Date	Numbers
Townsville Central	1 August 2020	4
Bargara	15 August 2020	11
Arana	23 August 2020	10
Toowong	30 August 2020	8
South Burnett	6 September 2020	9
Gympie	13 September 2020	8
Deception Bay	13 September 2020	9
Beaudesert	31 October 2020	6
Springwood	22 November 2020	8
Highfields	22 November 2020	8
Granite Belt	29 November 2020	7
Sunshine Coast	21 Nov & 19 Dec 2020	4
North Rockhampton	7 March 2021	14

FAST Program

FAST is a fundamental athletics skills training session utilising games and skill development activities to teach the basic, fundamental movement patterns of the events experienced in a Little Athletics competition. FAST is an eight (8) week program of one (1) our each week that teaches these skills and leads up to a modified "competition" at the end of the period.

LAQ uses this program to gauge interest, mainly of the parents, in communities prior to establishing a Little Athletics Centre.

In 2020 a FAST program was run in Samford with 14 athletes in attendance.

State Team

The 2020 Coles Australian Little Athletics Championships were cancelled due to COVID-19. Due to this, no State Team was selected.

LAA National U15 Camp

18 athletes were selected to take part in the 2020 Coles Little Athletics Australia National U15 Camp at the AIS in Canberra. Unfortunately, the Camp was cancelled due to COVID-19.

New Zealand Development Tour

A Team of 31 athletes were selected to take part in the annual Tour In January 2021. Unfortunately the Tour was cancelled due to COVID-19.

Regional Support and Liaison

Members of the Board and Staff travelled to the majority of Regions throughout the State in conjunction with Regional Championships to discuss local issues and to assist with the running of the competitions.

Strategic Plan 2020-2024

An annual report against LAQ's KPI's was presented at the November Board Meeting. Although COVID affected the majority of areas, some KPI's were still able to be achieved. Having staff use leave during the affected periods and then involved in the return to play was deemed a priority for the 2020/2021 season ahead of all other strategic goals.

Little Athletics Queensland and Queensland Athletics

Regular liaison took place between the respective CEO's and operational staff of both organisations. Of particular focus remains the alignment of competition calendars. It was agreed that a national approach is

sorely needed so that national competitions can be set well in advance allowing both State organisations to set their calendar as lead in events.

A dual sanctioned competition was conducted at the Spring Carnival in Bundaberg.

Annual Conference & AGM

The Annual Conference and AGM was scheduled to be held in June at Hilton Hotel, Surfers Paradise on the 6th and 7th of June. Unfortunately, the Conference was cancelled due to COVID-19 restrictions.

The AGM was postponed and took place on 8th September and was held via Zoom to ensure COVID-19 guidelines were met. At the AGM, Donna Smith was re-elected to the position of President. Val Hooper and Paul Langton were re-elected as General Directors. Tony Frampton was presented with a Distinguished Merit Award.

Association Awards

The following awards were presented during the 2020 / 2021 season:

Distinguished Merit Award was presented to Tony Frampton (Balmoral).

Merit Award winners were Rob Angus (Nambour), Nick Bennett (University of the Sunshine Coast), Russell Berlin (Laidley), Tony Bryant (Arana), Simon Hinton (Mudgeeraba), Margaret Page (Sunnybank), Steve Scanlan (Mt Gravatt).

Frank Knight Memorial Coach of the Year presented to Neil Sperling (Ormeau).

Volunteer of the Year Award was presented to Eddie Fabian (Balmoral).

Alison Quirke Official of the Year was presented to Kylie Brown (Helensvale).

Officials Merit Award was presented to Elissa Wyatt (Bargara).

George Harvey Award was presented to Ebony Boschma (Strathpine). There was no male recipient of the award.

Laurie Baartz Memorial Trophy was awarded to Aliesha Heap (Gold Coast).

Corporate Support

The Association's major sponsor, McDonald's, celebrated its 40 years partnership this season elevating it to one of the longest serving and most successful grass roots sponsorships ever in Australian sport. To celebrate this, a commemorative registration patch and age label was displayed on the athlete's uniforms. Athlete and officials travel grants were also awarded at the McDonald's State Championships. The Association thanks McDonald's for their outstanding support over this extended period.

Regional Championships naming rights sponsor, Nordic Sport renewed its sponsorship of LAQ for a further 3 years in the latter half of the season. This will bring the partnership to almost 20 successful years. Thank you to Neal Pitman and the team at Nordic Sport for your generous support of Little Athletics Queensland.

National sponsor, Coles, provided naming rights to all LAQ Carnivals along with bananas and promotional products to the athletes. They also hosted a Coles Community Round and Athlete of the Month Awards. LAQ also conducted a Coles Little Athletics Promotion on breakfast television show, Sunrise, at the Runaway Bay Little Athletics Centre. Feedback from the promotion was excellent.

Comfort Inn & Suites Robertson Gardens renewed their long standing partnership of Little Athletics Queensland. Our longest serving supporting partner, Comfort Inn & Suites Robertson Gardens has been proud supporter for over 20 years.

Queensland Government Support

Little Athletics Queensland is in the middle of an 18 month extension of the State Government SDP funding program with the anticipated funding renewal due in July 2021. The Department was instrumental in leading all Queensland sports through COVID providing industry plans and funding support to grass roots sports to facilitate the return to play.

Marketing and Promotion

Radio advertising was aired in Brisbane on B105, 97.3FM and on the Southern Cross Austereo network in Cairns, Townsville, Mackay and Rockhampton. Digital roadside billboard advertising was commissioned in high traffic areas in Brisbane during the Summer sign-on campaign on GOA billboards. LAQ also increased its advertised on Facebook for both the Summer and Winter sign-ons in lieu of print advertising which is no longer feasible.

Little Athletics promotions were featured on both Sunrise and the Today Show during the summer sign on period.

Board and Staffing

Donna Smith was re-elected as President at the AGM. Of the remaining Directors up for election, Paul Langton and Val Hooper were re-elected to the Board at the Annual General Meeting. Clint Harvey was appointed in November to fill the vacant General Director role.

There were no changes in staff, however, staff assisted during the COVID restrictions by significantly reducing hours and using annual leave until the return to play.


Thank You

2020/2021 Season unexpectedly brought with it the challenge of COVID-19. Whilst the interruptions significantly impacted our sport, the Little Athletics community showed its fighting spirit by returning to play as soon as possible allowing the athletes to resume some form of normalcy in their chosen sport. Full credit must be given to all Centres for working through this tough period and for ensuring the majority of the athletes were able to complete a full season.

Again, thanks to the Association Staff: Simon, Shannon, Karen, Shaun, Kendal, Ngaire, Amanda-Jayne, and Bianca who worked tirelessly this season to provide full support to the Centres and Board.

To the Board, thank you for your contribution during this extremely challenging season.

The Board of Directors would like to extend their thanks to the Association Committees, Coaches and Officials for all of their hard work throughout the course of the year and, once again, to the Centres for working proactively during these unprecedented times.



.....
Donna Smith, President

*On behalf of the Board of Directors
Queensland Little Athletics Association Inc*



.....
Simon Cook, CEO

Audited Financial Accounts

Overview

On behalf of the Board of Directors, I present the following Finance Report, together with the Annual Financial Statements for the year ended 31 March 2021.

The total income for the year was lower at \$1,313,230 compared to the budgeted figure of \$1,692,174. The total expenditure, however, for the year was further lower at \$1,168,106 compared to the budgeted figure of \$1,684,765. This resulted in the Association recording an operating profit of \$145,125 compared to the budgeted net profit of \$7,409.

Analysis of Detailed Profit and Loss Statement

Significant variances in Income and Expenditure are explained as follows:

Administration

- Increase in income (\$43,545) with LAQ receiving the second instalment of the Federal Government Stimulus Package (\$50,000)
- Decrease in expenditure (\$23,298) across most areas as a result of reduced activity during COVID restrictions

Conference

- Decrease in income (\$35,000) and expenditure (\$47,500) with the cancellation of the 2020 Conference

Athlete Development

- Decrease in income (\$66,077) and expenditure (\$63,963) mainly due to the New Zealand Tour not going ahead

State Team

- The ALAC's in 2020 were not conducted so there was no significant income or expenses

Centre Development

- Reduced expenses (\$21,184) mainly due to a reduction in Centre Visits (\$17,564) with development staff on reduced hours during restrictions

Schools Programs

- Decrease in income (\$21,711) and expenditure (\$26,744) with development staff not being allowed on school grounds during COVID

Operational

- Decrease in income (\$53,839) with a reduction in registration income for both Winter and Summer registrations
- Decrease in expenditure (\$98,123) with Staff Salaries significantly lower (\$74,466) with staff on reduced hours during restrictions

Premises

- Decrease in expenditure (\$17,142) with QSAC charging reduced Rent (\$15,535) during restrictions

Board of Directors

- Decrease in expenses (\$9,780) with Travel & Accommodation (\$7,928) reduced due to COVID

Competition

- Decrease in income (\$19,025) with most competitions experiencing a drop in nominations
- Increase in expenses (\$8,811) mostly due to unbudgeted COVID Expenses (\$8,487) incurred

Marketing

- Decrease in income (\$201,880) and expenses (\$115,072) mostly due to the removal of Contra Sponsorship from major sponsorship contracts

- Expenses increased with the purchase of Promotional Items (\$33,885) in this financial year from income received in the previous financial year

I would like to acknowledge the contribution from our Finance Team over the past year, CEO, Simon Cook and Finance Officer, Amanda-Jayne Noble for the preparation of the figures presented in this report.

The accounts have been signed off as a true and correct record by the Association Auditors, Morris & Batzloff.

DETAILED PROFIT AND LOSS STATEMENT

For Year Ended 31 March 2021

	Actual 12 Mths to Mar 21	Budget 12 Mths to Mar 21	Variance Act v Bud to Mar 21	Actual 12 Mths to Mar 20
ADMINISTRATION				
State Government Grant	105,000	105,000	-	105,000
Government Funding: CoronaVirus	50,000	-	50,000	50,000
Centre Membership Fees	4,400	4,800	(400)	4,620
Profit on Sale of Assets	3,035	-	3,035	4,196
Interest Income	10,710	19,800	(9,090)	16,626
Administration Total Income	173,145	129,600	43,545	180,442
Donations	100	-	100	1,515
Audit Costs	3,886	3,600	286	4,000
Bank Charges	380	520	(140)	485
Merchant Charges	279	800	(521)	523
FBT Expense	9,106	9,000	106	10,068
Depn - Office Equipment	2,148	3,240	(1,092)	5,434
Office Equipment	491	1,800	(1,309)	1,447
General Expenses	1,801	3,200	(1,399)	4,402
Workcover Insurance	3,323	3,000	323	3,156
Internet/Website	1,739	2,400	(661)	1,639
Legal Costs	-	-	-	945
Computer Maintainance/Software	8,070	10,000	(1,930)	11,875
Copier Rental	4,637	5,040	(403)	4,881
Printing - Administration	1,925	5,350	(3,425)	2,644
Postage & Freight	7,806	11,400	(3,594)	7,484
Stationery	1,963	3,150	(1,187)	2,013
Storage	2,919	2,800	119	2,715
Repairs & Maintenance	-	400	(400)	-
Office Consumables	1,268	1,500	(232)	1,711
Telephone	6,363	9,440	(3,077)	8,669
Staff Travel & Accommodation	2,854	7,200	(4,346)	9,157
Committee Expenses	322	840	(518)	563
Administration Total Expenses	61,382	84,680	(23,298)	85,326
Admin Total Profit/(Loss)	111,763	44,920	66,843	95,116

	Actual 12 Mths to Mar 21	Budget 12 Mths to Mar 21	Variance Act v Bud to Mar 21	Actual 12 Mths to Mar 20
CONFERENCE				
Centre Income	-	35,000	(35,000)	36,036
Conference Total Income	-	35,000	(35,000)	36,036
Conference Expenses	-	46,500	(46,500)	48,338
Centre Travel - Rebates	-	1,000	(1,000)	850
Conference Total Expenses	-	47,500	(47,500)	49,188
Conference Total Profit/(Loss)	-	(12,500)	12,500	(13,151)
DEVELOPMENT				
ATHLETE DEVELOPMENT				
New Zealand Tour	-	55,000	(55,000)	62,787
Development Clinics	6,923	12,000	(5,077)	10,745
FAST Program	-	6,000	(6,000)	1,545
Athlete Development Total Income	6,923	73,000	(66,077)	75,077
Coaching Camps	-	-	-	455
New Zealand Tour	12	55,000	(54,988)	64,363
LAA U15 Camp	-	-	-	266
FAST Program	37	2,400	(2,363)	1,807
Development Clinics	10,795	16,300	(5,505)	19,297
Admin Expenses	-	120	(120)	-
Equipment	14	1,000	(986)	1,336
Athlete Development Total Expenses	10,857	74,820	(63,963)	87,524
Athlete Development Total Profit/(Loss)	(3,934)	(1,820)	(2,114)	(12,446)
STATE TEAM				
State Team Athlete Levy	-	16,000	(16,000)	20,000
General Income	-	500	(500)	1,173
State Team Dinners	-	4,670	(4,670)	4,864
State Team Total Income	-	21,170	(21,170)	26,036
Airfares	-	17,355	(17,355)	17,535
Travel & Accommodation	-	14,200	(14,200)	15,702
State Team Dinners	-	8,000	(8,000)	8,110
Camp Expenses	-	1,340	(1,340)	-
Uniforms	-	15,000	(15,000)	15,000
General Expenses	-	4,000	(4,000)	3,407
Selectors Travel & Accommodation	355	600	(245)	1,888
State Team Total Expenses	355	60,495	(60,140)	61,641
State Team Total Profit/(Loss)	(355)	(39,325)	38,970	(35,604)

	Actual 12 Mths to Mar 21	Budget 12 Mths to Mar 21	Variance Act v Bud to Mar 21	Actual 12 Mths to Mar 20
COACH DEVELOPMENT				
ITC Courses	6,071	9,900	(3,829)	10,260
Coach Development Total Income	6,071	9,900	(3,829)	10,260
ITC Courses	7,541	8,800	(1,259)	7,984
Coach Education	-	3,000	(3,000)	-
Admin Expenses	122	120	2	-
Coach Development Total Expenses	7,663	11,920	(4,257)	7,984
Coach Development Total Profit/(Loss)	(1,593)	(2,020)	427	2,276
CENTRE DEVELOPMENT				
New Centre Development	-	-	-	82
Centre Development Total Income	-	-	-	82
New Centre Development	-	1,000	(1,000)	1,664
Regional Forums/Workshops	-	2,500	(2,500)	-
Centre Visits	6,436	24,000	(17,564)	3,990
Admin Expenses	-	120	(120)	-
Centre Education	-	-	-	101
Centre Development Total Expenses	6,436	27,620	(21,184)	5,755
Centre Development Total Profit/(Loss)	(6,436)	(27,620)	21,184	(5,672)
OFFICIALS DEVELOPMENT				
Officials Sales Income	294	600	(306)	431
General Income	348	-	348	41
Officials Development Total Income	642	600	42	472
Officials Workshops	2,087	2,000	87	931
Presenters Workshops	70	500	(430)	50
Officials Uniforms/Manuals	2,345	5,000	(2,655)	323
Officials Education	588	1,000	(412)	2,100
General Expenses	-	1,500	(1,500)	3,305
Officials Rebate	750	2,500	(1,750)	570
Officials Development Total Expenses	5,841	12,500	(6,659)	7,278
Officials Development Total Profit/(Loss)	(5,199)	(11,900)	6,701	(6,806)
SCHOOLS PROGRAMS				
LAPS Income	2,289	24,000	(21,711)	20,176
Schools Programs Total Income	2,289	24,000	(21,711)	20,176
School Visits	3,256	30,000	(26,744)	23,600
Schools Programs Total Expenses	3,256	30,000	(26,744)	23,600
Schools Programs Total Profit/(Loss)	(967)	(6,000)	5,033	(3,424)

	Actual 12 Mths to Mar 21	Budget 12 Mths to Mar 21	Variance Act v Bud to Mar 21	Actual 12 Mths to Mar 20
OPERATIONAL				
LAA DO Subsidy	17,000	17,000	-	17,000
Summer Regos - Tiny Tots	20,817	24,523	(3,705)	21,440
Summer Regos - U6 to U17	569,221	775,091	(205,870)	644,782
Winter Regos - Tiny Tots	2,577	3,622	(1,045)	3,352
Winter Regos - U6 to U17	41,711	80,449	(38,738)	73,010
JobKeeper Subsidy	195,300	-	195,300	-
General Income	620	400	220	(111)
Operational Total Income	847,246	901,085	(53,839)	759,473
Awards	1,538	2,300	(762)	1,810
Depn - Motor Vehicle	14,315	21,180	(6,865)	21,334
General Expenses	1,513	2,700	(1,187)	1,504
Dual Registrations	9,339	8,500	839	12,961
IMG Registration Database	7,222	8,775	(1,553)	8,487
Timing Solutions: Results HQ Database	45,625	50,200	(4,575)	46,050
Registration Age Labels	3,750	2,600	1,150	2,600
Registration Numbers	7,400	11,000	(3,600)	10,200
Year Book/Parent Handbook	-	2,400	(2,400)	-
Staff Long Service Leave	10,462	10,350	112	11,475
Staff Salaries	434,763	509,229	(74,466)	499,868
Staff Superannuation	47,699	47,788	(88)	46,769
Staff Uniforms	254	600	(346)	-
Vehicle Running Costs	16,118	20,500	(4,382)	20,644
Operational Total Expenses	599,999	698,122	(98,123)	683,702
Operational Total Profit/(Loss)	247,247	202,962	44,284	75,771
PREMISES				
Cleaning	-	500	(500)	-
Amortisation - Leasehold Improvements	2,104	3,000	(896)	1,060
Rent	25,265	40,800	(15,535)	37,944
Electricity	588	800	(212)	1,354
Premises Total Expenses	27,958	45,100	(17,142)	40,358
Premises Total Profit/(Loss)	(27,958)	(45,100)	17,142	(40,358)
LAA				
LAA Levies	212,803	217,920	(5,117)	215,481
Meetings	129	9,000	(8,871)	6,812
LAA Total Expenses	212,933	226,920	(13,987)	222,293
LAA Total Profit/(Loss)	(212,933)	(226,920)	13,987	(222,293)

	Actual 12 Mths to Mar 21	Budget 12 Mths to Mar 21	Variance Act v Bud to Mar 21	Actual 12 Mths to Mar 20
BOARD OF DIRECTORS				
Meetings	1,140	1,200	(60)	1,601
General Expenses	458	2,250	(1,792)	334
Travel & Accommodation	172	8,100	(7,928)	11,202
BOD Total Expenses	1,770	11,550	(9,780)	13,138
BOD Total Profit/(Loss)	(1,770)	(11,550)	9,780	(13,138)
COMPETITION				
Combined Event Championships	5,236	6,416	(1,180)	6,064
State Championships	21,191	21,673	(482)	305
State Relays	14,553	15,732	(1,179)	15,935
Winter Carnival	-	3,543	(3,543)	3,421
Regional Championships Summer	41,390	48,750	(7,360)	48,125
Regional Championships Winter	5,882	6,955	(1,073)	6,208
Regional Relays	41,315	49,732	(8,416)	44,353
Summer Carnival	17,964	12,347	5,617	15,386
Spring Carnival	7,764	6,673	1,091	6,344
General Income	-	2,500	(2,500)	3,865
Competition Total Income	155,295	174,320	(19,025)	150,007
Depn - Competition Equipment	4,303	4,320	(17)	4,303
Equipment	2,199	3,000	(801)	3,476
General Expenses	4,278	3,500	778	5,448
Region Co-Meetings	-	200	(200)	111
Covid Expenses	8,487	-	8,487	-
Competition Review	-	-	-	115
Admin Expenses	333	300	33	-
Repairs & Maintenance	799	2,000	(1,201)	1,031
Summer Carnival	8,895	5,405	3,490	9,015
Combined Event Championships	9,727	8,135	1,592	7,189
State Championships	36,591	28,637	7,954	5,479
State Relays	12,920	11,317	1,603	10,645
Winter Carnival	-	22,548	(22,548)	15,633
Regional Championships Summer	17,724	21,596	(3,872)	22,240
Regional Championships Winter	8,915	12,127	(3,212)	7,256
Regional Relays	2,491	3,648	(1,156)	3,528
Spring Carnival	10,567	10,307	260	7,324
Competition Total Expenses	128,227	137,038	(8,811)	102,791
Competition Total Profit/(Loss)	27,067	37,282	(10,214)	47,216

	Actual 12 Mths to Mar 21	Budget 12 Mths to Mar 21	Variance Act v Bud to Mar 21	Actual 12 Mths to Mar 20
MARKETING				
Sponsorship	111,620	138,500	(26,880)	154,988
Contra Sponsorship Income	10,000	185,000	(175,000)	185,000
Marketing Total Income	121,620	323,500	(201,880)	339,988
Sponsor Costs	439	2,500	(2,061)	82
Advertising	48,603	43,000	5,603	42,858
McDonalds Gear Grants	6,000	-	6,000	-
Aspiration for Kids Grants	2,500	-	2,500	-
Contra Sponsorship Expenses	10,000	170,000	(160,000)	170,000
Promotional Items	33,885	1,000	32,885	291
Marketing Total Expenses	101,428	216,500	(115,072)	213,231
Marketing Total Profit/(Loss)	20,192	107,000	(86,808)	126,757
TOTAL INCOME	1,313,230	1,692,174	(378,944)	1,598,049
TOTAL EXPENSES	1,168,106	1,684,765	(516,660)	1,603,807
OPERATING PROFIT/(LOSS)	145,125	7,409	137,715	(5,757)

STATEMENT OF ASSETS & LIABILITIES - BALANCE SHEET

As At 31 March 2021


	31 March 2021	31 March 2020
ASSETS		
CURRENT ASSETS		
Bank Accounts		
Bendigo Cash Management Account	66,392	52,300
Heritage Saver Accounts	930,398	60,839
Other Term Deposits	200,000	950,000
Cash On Hand	150	150
Prepayments	91,780	104,661
Other Receivables	4,798	54,496
Debtors	31,045	9,960
NON CURRENT ASSETS		
Competition Equipment	104,873	104,873
Provision for Depn: Competition Equipment	(97,445)	(93,142)
Motor Vehicles	105,312	105,726
Provision for Depn: Motor Vehicles	(58,849)	(68,667)
Office Equipment	33,881	33,881
Provision for Depn: Office Equipment	(31,324)	(29,176)
Leasehold Improvements	12,426	12,426
Provision for Amortisation	(4,611)	(2,507)
TOTAL ASSETS	1,388,825	1,295,819
LIABILITIES		
Trade Creditors	23,408	26,209
Other Liabilities	74,501	61,720
Superannuation Payable	13,300	11,742
Provision for Annual Leave	54,536	122,388
Provision for Long Service Leave	108,344	97,882
GST Collected on Sales	19,177	25,152
GST Paid on Purchases	(10,868)	(10,615)
Net PAYG/FBT Tax	1,026	1,065
TOTAL LIABILITIES	283,424	335,543
NET ASSETS	1,105,401	960,277
ACCUMULATED FUNDS		
Opening Balance	960,277	966,034
Total Profit / (Loss)	145,125	(5,757)
TOTAL ACCUMULATED FUNDS	1,105,401	960,277

Audited Financial Report

Statement by the Board of Directors

The attached financial statements of Queensland Little Athletics Association Inc., being the Balance Sheet and Profit and Loss Report for the financial period ending 31st March, 2021, are in our opinion drawn up so as to give a true and fair view of the affairs of the Association as at 31st March 2021, and of its results for the periods then ended.

Dated at Brisbane This 6th day of May 2021



.....
Gary Morrisby
FINANCE DIRECTOR



.....
Donna Smith
PRESIDENT

Statement by the Chief Executive Officer

I, Simon Cook, being the person in charge of the preparation of the financial records of Queensland Little Athletics Association Inc., from which the Balance Sheet and Profit & Loss Report for the financial period ending 31st March 2021, have been prepared, state that, to the best of my knowledge and belief, such accounts give a true and fair view of the affairs of the Association as at 31st March 2021, and of its results for the periods then ended.

Dated at Brisbane This 6th day of May 2021



.....
Simon Cook
CHIEF EXECUTIVE OFFICER

Independent Audit Report

to the Members of Queensland Little Athletics Association

Report on the Audit of the Financial Report

Opinion

We have audited the financial report of Queensland Little Athletics Association (the association), which comprises the assets and liabilities statement as at 31 March 2021, the statement of profit and loss for the year then ended, and notes to the financial statements, including a summary of significant accounting policies, and the statement by the board of directors on the annual statements giving a true and fair view of the financial position and performance of the association.

In our opinion, the accompanying financial report presents fairly, in all material respects, the financial position of the association as at 31 March 2021 and its financial performance for the year then ended in accordance with the accounting policies described in Note 1 to the financial statements and the requirements of the Associations Incorporation Act 1981 (QLD).

Basis For Opinion

We conducted our audit in accordance with Australian Auditing Standards. Our responsibilities under those standards are further described in accordance with the ethical requirements of the Accounting Professional and Ethical Standards Board's APES 110: Code of Ethics for Professional Accountants (the Code) that are relevant to our audit of the financial report in Australia. We have also fulfilled our other ethical responsibilities in accordance with the Code.

We believe that the audit evidence we have obtained is sufficient and appropriate to provide a basis for our opinion.

Emphasis of Matter - Basis of Accounting

We draw attention to Note 1 to the financial report, which describes the basis of accounting. The financial report has been prepared to assist the association to meet the requirements of the Associations Incorporation Act 1981 (QLD). As a result, the financial report may not be suitable for another purpose. Our opinion is not modified in respect of this matter.

Responsibilities of the Board of Directors for the Financial Report

The board is responsible for the preparation and fair presentation of the financial report in accordance with the financial reporting requirements of the Associations Incorporation Act 1981 (QLD) and for such internal control as the board determines is necessary to enable the preparation and fair presentation of a financial report that is free from material misstatement, whether due to fraud or error.

In preparing the financial report, the board is responsible for assessing the association's ability to continue as a going concern, disclosing, as applicable, matters relating to going concern and using the going concern basis of accounting unless the board either intends to liquidate the association or to cease operations, or has no realistic alternative but to do so.

Auditor's Responsibilities for the Audit of the Financial Report

Our objectives are to obtain reasonable assurance about whether the financial report as a whole is free from material misstatement, whether due to fraud or error, and to issue an auditor's report that includes our opinion. Reasonable assurance is a high level of assurance but is not a guarantee that an audit conducted in accordance with the Australian Auditing Standards will always detect a material misstatement when it exists. Misstatements can arise from fraud or error and are considered material if, individually or in the aggregate, they could reasonably be expected to influence the economic decisions of users taken on the basis of this financial report.


As part of an audit in accordance with Australian Auditing Standards, we exercise professional judgement and maintain professional scepticism throughout the audit. We also:

- Identify and assess the risks of material misstatement of the financial report, whether due to fraud or error, design and perform audit procedures responsive to those risks, and obtain audit evidence that is sufficient and appropriate to provide a basis for our opinion. The risk of not detecting a material misstatement resulting from fraud is higher than for one resulting from

error, as fraud may involve collusion, forgery, intentional omissions, misrepresentations, or the override of internal control.

- Obtain an understanding of internal control relevant to the audit in order to design audit procedures that are appropriate in the circumstances, but not for the purpose of expressing an opinion on the effectiveness of the association's internal control.
- Evaluate the appropriateness of accounting policies used and the reasonableness of accounting estimates and related disclosures made by the board.
- Conclude on the appropriateness of the board's use of the going concern basis of accounting and, based on the audit evidence obtained, whether a material uncertainty exists related to events or conditions that may cast significant doubt on the association's ability to continue as a going concern. If we conclude that a material uncertainty exists, we are required to draw attention in our auditor's report to the related disclosures in the financial report or, if such disclosures are inadequate to modify our opinion. Our conclusions are based on the audit evidence obtained up to the date of our auditor's report. However, future events or conditions may cause the association to cease to continue as a going concern.
- Evaluate the overall presentation, structure and content of the financial report, including the disclosures, and whether the financial report represents the underlying transactions and events in a manner that achieves fair presentation.
- Obtain sufficient appropriate audit evidence regarding the financial information of the entities or business activities within the group to express an opinion on the financial report. We are responsible for the direction, supervision and performance of the audit. We remain solely responsible for our audit opinion.

We communicate with the management and the board regarding, among other matters, the planned scope and timing of the audit and significant audit findings, including any significant deficiencies in internal control that we identify during our audit.



Norman J Hoare

Registered Company Auditor
Morris & Batzloff
Chartered Accountants
141 Logan Road, Woolloongabba

Dated this 27th day of April, 2021

Notes to and forming part of the accounts for the 12 months ended 31 March 2021

1. SUMMARY OF SIGNIFICANT ACCOUNTING POLICIES

Financial Reporting Framework

The financial statements are special purpose financial statements prepared in order to satisfy the financial reporting requirements of the Associations Incorporation Act 1981. The directors have determined that the association is not a reporting entity.

Basis of Preparation

The financial statements have been prepared on an accrual basis and are based on historical costs. They do not take into account changing money values or, except where stated specifically, current valuations of non-current assets.

The following significant accounting policies, which are consistent with the previous period unless stated otherwise, have been adopted in the preparation of these financial statements.

a. Income Tax

Queensland Little Athletics Association is an exempt body under the Income Tax Assessment Act 1997.

b. Non-Current Assets

Property, plant and equipment have been brought to account at cost less accumulated depreciation and any impairment losses.

The depreciable amounts of all fixed assets are depreciated over their useful lives commencing from the time the asset is held ready for use.

The carrying amount of fixed assets is reviewed annually by the committee to ensure it is not in excess of the recoverable amount of those assets.

The recoverable amount is assessed on the basis of expected net cash flows which will be received from the assets' employment and subsequent disposal. The expected net cash flows have not been discounted to their present values in determining the recoverable amounts.

The depreciable amount of all fixed assets is depreciated over the asset's useful life to the entity commencing from the time the asset is held ready for use.

Rates of Depreciation

Class of Fixed Asset	Depreciation Rate
Office Equipment	10%-33%
Competition Equipment	20%
Motor Vehicles	20%
Leasehold Improvements	17%

The assets' residual values and useful lives are reviewed, and adjusted if appropriate, at the end of each reporting period.

An asset's carrying amount is written down immediately to its recoverable amount if the asset's carrying amount is greater than its estimated recoverable amount.

Gains and losses on disposals are determined by comparing proceeds with the carrying amount. These gains or losses are recognised in profit or loss in the period in which they arise. When revalued assets are sold, amounts included in the revaluation surplus relating to that asset are transferred to retained earnings.

c. Accounting Period

These financial statements are for the period 1 April 2020 to 31 March 2021.

d. New and Amended Accounting Policies**AASB 16 - Leases**

The association has not adopted AASB 16 in relation to the lease of its premises. AASB 16 recognises a right of use asset and corresponding lease liability in the statement of financial position. The association's commitments under its premise's lease are outlined in Note 2 to these financial statements. Monthly lease payments are included in expenses in the association's profit & loss statement. The Association's premises lease is due for renewal on 16 November 2021.

e. Comparative Figures

Comparative figures, where appropriate have been adjusted to conform with changes in presentation in the current financial year or as a result of any application of new accounting standards.

f. Employee Entitlements

Provision is made for the association's liability for employee entitlements arising from services rendered by employees to balance date. Employee entitlements expected to be settled within one year together with entitlements arising from wages and salaries and annual leave which will be settled after one year, have been measured at the amounts expected to be paid when the liability is settled.

Contributions are made by the association to an employee superannuation fund and are charged as expenses when incurred.

g. Goods and Services Tax

Revenues, expenses and assets are recognised net of the amount of GST, except where the amount of GST incurred is not recoverable from the Australian Taxation Office. In these circumstances the GST is recognised as part of the cost of acquisition of the asset or as part of the expense.

h. Revenue Recognition

All revenue is recognised to the extent that it is probable that the economic benefits will flow to the association and the revenue can be reliably measured. Revenue is stated net of the amount of GST.

Interest revenue is recognised on receipt.

Grant revenue is recognised when the association gains control over the funds which is generally at the time of receipt and in accordance with specific performance obligations included in relevant contracts.

Revenue from the rendering of a service is recognised upon the delivery of the service to recipients.

i. Cash and Cash Equivalents

Cash and cash equivalents include cash on hand, deposits held at-call with banks and other short term highly liquid investments with banks.

j. Account Receivable and Other Debtors

Accounts receivable and other debtors include amounts due from customers and members and any outstanding grant receipts. Receivables expected to be collected within 12 months of the end of the reporting period are classified as current assets.

k. Impairment of Assets

At the end of each reporting period, the association reviews the carrying amounts of its tangible and intangible assets to determine whether there is any indication that those assets have been impaired. If such an indication exists, the recoverable amount of the asset, being the higher of the asset's fair value less costs of disposal and value in use, is compared to the asset's carrying amount. Any excess of the asset's carrying amount over its recoverable amount is recognised immediately in profit or loss.

Where it is not possible to estimate the recoverable amount of a class of asset, the association estimates the recoverable amount of the cash generating unit to which the asset belongs.

Where an impairment loss on a revalued asset is identified, this is debited against the revaluation surplus in respect of the same class of asset to the extent that the impairment loss does not exceed the amount in the revaluation surplus for that same class of asset.

l. Provisions

Provisions are recognised when the association has a legal or constructive obligation, as a result of past events, for which it is probable that an outflow of economic benefits will result and that outflow can be reliably measured. Provisions recognised represent the best estimate of the amounts required to settle the obligation at the end of the reporting period.

m. Accounts Payable and Other Payables

Trade and other payables represent the liability outstanding at the end of the reporting period for goods and services received by the association during the reporting period which remain unpaid.

n. Critical Accounting Estimates and Judgements

The directors evaluate estimates and judgements incorporated into the financial statements based on historical knowledge and best available current information. Estimates assume a reasonable expectation of future events and are based on current trends and economic data, obtained both externally and within the association.

Key Estimates

- (i) *Impairment*
The association assesses impairment at the end of each reporting period by evaluating conditions and events specific to the association that may be indicative of impairment triggers.
- (ii) *Plant and Equipment*
The association reviews the useful life of plant and equipment on an annual basis.

Key Judgements

- (i) *Performance Obligations in relation to Revenue*
To identify a performance obligation under AASB 15, the promise must be sufficiently specific to be able to determine when the obligation is satisfied. The directors exercise judgement to determine whether the promise is sufficiently specific by taking into account any conditions specified in the relevant arrangements and contracts.

o. Economic Dependence

Queensland Little Athletics Association receives substantial support from the Queensland Government via grants used to assist in its operations. At the date of this report the directors have no reason to believe the Queensland Government will not continue that support.

2. FUTURE COMMITMENTS

Premises Lease

Following the sale of the association's premises at Yeronga in February 2016 the association leased office space from Stadiums Queensland at QSAC, Kessels Road, Nathan, Queensland. Lease premiums plus outgoings are \$3,380 per month plus GST. The lease expires on the 16 November 2021.

3. MORTGAGES, CHARGES

There are no mortgages or charges over any property of the association.

4. CAPITAL EXPENDITURE COMMITMENTS

There were no significant commitments for capital expenditure at 31 March 2021.

5. EVENTS SUBSEQUENT TO BALANCE DATE

COVID-19 Pandemic

The impacts of the COVID-19 Pandemic, the restrictions imposed in the management of the pandemic and the depressed economic environment have considerably impacted the operations of the association with its main focus being shifted from the normal day to day operations to providing support and advice to its members and associates during the lockdown period. The association is planning for the resumption of normal little athletics activities for the coming season and the return to pre-Covid membership levels.

6. CONTINGENT LIABILITIES

A public liability claim has been lodged with the association and is being dealt with by the association's insurer.

7. ASSOCIATION DETAILS

The principal place of business of the association is:

Level 3 Queensland Sport & Athletics Centre
Kessels Road
Nathan QLD 4109

SEASON: 1 MARCH 2020 to 31 SEPTEMBER 2020																																					
WINTER:		INY TOT:		U6		U7		U8		U9		U10		U11		U12		U13		U14		U15		U16		U17		NEW		RE		TFR	TFR	ISta	State	20/21	19/20
TN, CN, NO, MNOA	B	G	B	G	B	G	B	G	B	G	B	G	B	G	B	G	B	G	B	G	B	G	B	G	B	G	B	G	Gain	Loss	Gain	Loss	20/21	19/20			
AGNES WATER	2	3	4	1	2	5	6		7	3	2	2	1	4	2	4	1	1	1	1	1	1	1	1	1	1	1	2	22	38					60	98	
BARGARA DISTRICT			1	3	3	4	3	7	3	3	5	5	4	5	3	3	4	6	2	1	1	1	5	1	1			24	50					74	120		
BILOELA			1	1	2	1	5	1	1	3	2	2	1	4	1	2		1	1	1	1	1					15	17					32	27			
CAIRNS																	2										1	1					2	3			
CASSOWARY COAST			4		5	2	4	8	6	4	8	6	6	1	2	3	3	2	1		1	3	1	1	1	1	30	43					73	61			
CHARLEVILLE	3	1	1	1	1		2			1						1						1					8	4					12	18			
CHINCHILLA	11	10	4	2	5	3	13	2	3	2	5	5	5	3	3	6	3	1	2						1		42	47					89	39			
DIRRANBANDI & DISTRICT																																		0	28		
DOUGLAS SHIRE							1		4	2	3		1	2		4	1	1				1					10	10					20	18			
GIN GIN	2	1		3	1		1	6	1		1	2	2	1	5			3	1	2	1					1	15	19					34	30			
GOONDIWINDI					6		8	4	5	8	8	7	5	6	5	4	1	1	1	2	2	1					47	27					74	59			
GRACEMERE			2	1			1	1	2	1	1	1	1	2	1	2	1			1		1					7	12					19	45			
MARLIN COAST																						1					0	1					1	47			
MITCHELL & DISTRICT							1	1		1	1	1	2				1			1							2	7					9	21			
MOURA		1			1	1		2	1			1	1	3	1	2	2	1	1			1				1	7	13					20	21			
MULGRAVE																																		0	3		
MUNGINDI																																		0	36		
NORTH MACKAY	10	5	5		6	4	7	7	2	6	9	5	7	5	5	5	3	3	2	4	3	1	1		3	60	53					113	93				
NORTH ROCKHAMPTON			3	7	5	3	2	7	1	4	8	5	1	3	4	5	2	6	2	1	1			2	1	1	19	55					74	121			
RAVENSHOE																																		0	7		
ROSS RIVER	2	3	4	3	5	3	5	3	6	7	2	6	3	9	3	3	3	3	1	3	1	1	1		1	45	36					81	85				
ST GEORGE	1	1		3	3		3	1	2	2	3	5	1	2	1	2		3									17	16					33	26			
TABLELANDS			5	1	8	2	2	4	2	4	4	3	2	5	3	3	5	2		2	1	2		2	1	2	22	43					65	118			
TEXAS																																		0	14		
TOWNSVILLE CENTRAL	1	3	4	5	5	4	4	2	6	11	6	2	3	9	6	7	3	4	1		1	3		1		39	52					91	129				
TULLY			3	1	2		4	2	3	1	2	1	1		2		2	1	2						1		10	18					28	28			
WULGURU							1			1																			2				2	46			
TOTALS	32	28	41	32	60	32	72	58	56	63	70	59	46	66	47	56	36	42	22	16	16	21	9	8	7	11	442	564	0	0	0	0	1006	1341			
	60		73		92		130		119		129		112		103		78		38		37		17		18						1006		1006	1341			

SEASON: 1 SEPTEMBER 2020 to 31 MARCH 2021																																		
SUMMER	INV TOT:		U6		U7		U8		U9		U10		U11		U12		U13		U14		U15		U16		U17		NEW	RE	TFR Gain	TFR Loss	I'Sta Gain	I'Sta Loss	20/21	19/20
	B	G	B	G	B	G	B	G	B	G	B	G	B	G	B	G	B	G	B	G	B	G	B	G	B	G								
ALGESTER	2	4	4	1	8	4	7	8	13	7	8	6	7	11	8	12	3	6	2	6	3	4	5	7	2	2	44	106	1			151	186	
ARANA	13	12	14	16	17	26	21	21	17	28	11	27	28	23	20	22	7	15	9	21	4	5	5	8	5	4	152	247	1			400	365	
ASHMORE			6	4	7	8	12	13	7	15	10	9	11	14	8	8	4	8	3	2	6	3		1		91	68	4			163	171		
ASPLEY			3	7	7	6	4	8	7	9	11	8	12	6	5	7	4	11	4		3	4		5	1	43	89		1		131	201		
BALMORAL			13	8	22	18	19	24	15	17	9	19	13	20	13	10	6	9	4	6	1	3	3	3		116	139	1			256	288		
BEAUDESERT & DISTRICT	2	3	3	2	4	6	6	3	5	4	1	3	3	6	4	3	4	2	3	4	1		4	2	1	2	35	46				81	114	
BEENLEIGH	4	1	2	3	3	1	5	3		1	1	5	3	6	3	5	6	2	2	5	1	2	3	2	1	1	24	47		1		70	118	
BLI BLI	6	2	5	4	5		3	3	5	2	5	5	2	1	2	2	2	1	1	3	2	2			1	2	42	24				66	52	
BORDER BLUES			1	1	2	3	2	1	1	2	1		2			2		1	1					1		4	17				21	35		
BOYNE TANNUM																																0	43	
BRACKEN RIDGE	3	3	6	6	12	11	4	14	21	11	11	7	12	13	9	8	10	8		4	5	10	4	5	2	5	66	138				204	260	
BRIEBIE DISTRICT	5	6	3	5	6	6	6	3	7	7	5	5	3	5	9	5	1	7	2	8	1	1		3		44	65				109	112		
BROWNS PLAINS	4	4	6	3		5	6	5	4	4	12	2	4	3	5	6	1		5			1	2			25	57				82	118		
BUNDABERG	4	5	8		7	3	6	1	2	3	1	1	4	2	3	3	2	1					1	2		1	36	24				60	34	
BURRUM & DISTRICT			2		1	1			1	2	1	1	1		4	3	1	1	1	2	2		2		1	5	22				27	45		
CABOOLTURE	6	7	7	14	12	10	14	6	3	2	8	6	7	9	5	5	3	10	4		5	4	4	2		70	83				153	150		
CALOUNDRA	11	20	20	19	20	12	13	22	10	17	13	21	9	11	5	14	4	6	2		2	4	2	1	1	5	171	93	1	1		264	201	
CENTENARY	10	4	9	9	6	10	13	16	13	13	19	19	14	6	13	9	6	6	1	1	4	3	1	1	1	2	101	108				209	180	
CITY NORTH			7	9	6	16	22	16	9	13	12	10	17	9	5	13	6	5	3	7		7		1	1	2	116	80				196	193	
COLLEGES	1	2	5	4	4	3	3	5	1	4	1	5	3			1	1									22	21	2			45	60		
COOLOOLA COAST	1				1																										2	42		
DAYBORO																																0	17	
DECEPTION BAY	7	6	10	10	9	8	23	18	7	10	15	18	15	15	8	9	12	16	8	8	2	9	2	10	3	2	63	197		3		257	363	
GAYNDAH	4	4	2	3	2		3	3	2	3	4	1	5	2	2	3	2	1		3		1		1	2	20	33				53	46		
GLADSTONE	2	1	1	1	5	3	6	5	3	8	8	3	6	3	5	4	8	6	2	5		8	4	1	2	2	30	72				102	103	
GLASSHOUSE DISTRICTS	4	3	7	3	7	5	11	10	6	5	9	12	6	12	11	6	2	5	6	8	8	1	7	6	3	55	108				163	166		
GOLD COAST			16	15	16	11	15	15	23	18	24	17	19	12	23	14	16	11	12	13	6	6	3	3		134	174		1		307	303		
GRANITE BELT			2	1	1	1	5	2	5	7	6	7	4	7	3	4	1	2	1	1	3	2	1	1		20	47				67	68		
GYMPIE	12	6	1	3	8	2	4	1	7	8	8	12	7	9	9	6	7	7	4	3	3	3	1	2	3	1	48	89				137	140	
HELENSVALE	18	23	11	11	17	12	25	14	23	12	23	18	15	25	16	22	13	2	8	12	1	4		5	2	148	184	1	2		331	305		
HERVEY BAY			3	2	2	2	4	2	4	3	5	5	8	5	4	5	2	6	1	1		2	1		2	28	41				69	98		
HIGHFIELDS	6	2	4	4	4	7	6	4	8	6	7	7	9	9	4	5	8	3	3	2	4	3	1	1	1	48	71	1	2		118	174		
IPSWICH			17	10	17	15	22	21	17	27	13	31	14	28	15	19	12	16	11	14	6	6	6	6	6	130	219		3		346	427		
ISIS DISTRICT	2	2	5	3	3	7	7	5	3	4	3	6	4	3	2	4	1	9	2	2	3	2	2	3	3	33	57				90	98		
JIMBOOMBA	19	8	11	6	10	11	20	11	17	15	17	11	12	6	14	11	9	9	6	8	6	1	4	3	1	4	92	158				250	375	
KENMORE	16	4	11	6	9	10	6	9	10	8	13	8	10	12	9	3	4	3	7		2	1	3	2		81	85		2		164	185		
LAIDLEY	4	2	2	2	2	6	3	3	1	2	3	5	5	5	1	3	1	2		1						17	36				53	88		

MALENY	1	3	1	1	1	3	2	1		2	4	1	3		2	2	2	1		1	1	1	1		1	19	16					35	46	
MAROOCHY	6	6	6	4	4	4	2	5	6	2	7	9	4	4	9	7	5	4	2	5	1	2	2			43	63					106	71	
MARYBOROUGH			5	3	5	2	3	2	3	4	2	5	5	6	6	5	5	6	3	2	3	3	3	3		34	53					87	101	
MONTO			3	1	1	2	2	4	1	2				1		3	3	1				2	3	1	1	19	12					31	28	
MT GRAVATT	9	6	5	5	12	7	11	11	12	7	7	10	10	8	8	8	2	5	1	8	3	3		1	67	92					159	197		
MT TARAMPA										1					1				1		1			2	0	6						6	36	
MUDGEERABA	6	7	8	5	4	7	2	6	3	17	3	10	6	5	13	9	3	8	7	5		4	1		58	84	1				143	169		
NAMBOUR	1	2	7	3	4	4	8	1	1	2	1	5	2	2	6	5	2		2	1		3		2	35	31					66	82		
NANANGO					1	1	1		4	1		4	1			3	1	1					1	1	1	11	10					21	42	
NOOSA	2	4	2	6	7	2	3	5	8	16	11	7	7	6	6	7	5	3	2	8	2	1	1	1	56	68					124	124		
ORMEAU	2	3	5	4	7	3	7	1	10	5	10	4	3	8	3	3	6	7	3	3	2	3	3	1	47	63		4			106	110		
REDCLIFFE			6	5	8	9	10	10	8	17	12	10	14	3	8	5	5	9	1	3	1	2	2	1	78	71					149	134		
REDLANDS	11	6	11	4	17	6	10	6	11	15	10	12	5	12	8	10	12	8	6	8	1	3	2	7	77	127					204	260		
ROMA & DISTRICT	6	5		1	5			1	2	2			1	1	1		1			2				18	10					28	19			
ROPEHILL																																0	56	
ROSEWOOD	9	5	6	2	3	7	6	3	1	3	3	1		5	3	3	2			1		1		2	25	43					68	88		
RUNAWAY BAY			4	5	15	9	15	7	5	11	13	9	13	5	7	5	6	5	6	8	2	6	1	4	57	108		1			164	204		
SOUTHS			2	1	1	2	2	5	2	2	1	9	2	1		2	2	3	1	1		1			14	26					40	66		
SOUTH BURNETT	5	2	2	7	6	3	2	7	3	3	7	6	4	3	2	4	6	5	2	3	2		2	1	31	56					87	88		
SPRINGWOOD	13	9	15	13	15	23	18	24	16	20	17	22	26	21	18	10	13	17	10	9	6	6	4	2	130	218	3				351	325		
STRATHPINE			9	6	14	13	15	10	6	16	17	15	11	8	7	13	12	10	5	7	4	6	1	1	64	147	3	1			213	295		
SUNNYBANK	2	1	1		8	6	5	3	6	2	4	5	6	5	4	4	4	6	4		1		2		36	43					79	118		
TAMBORINE MOUNTAIN	4	3	2	5	2	5	3	7	5	2	3	3	2	4	2	2	7		1	1	3			30	36					66	72			
THE GAP	13	5	11	10	23	10	12	9	13	13	18	5	7	11	9	13	2	9	7	5	1	2	1	2	112	99	2				213	247		
TOOWONG HARRIERS	13	10	14	18	20	15	17	23	15	24	12	15	12	17	6	23	3	4	7	10	3	2	1	1	151	135					286	258		
TOOWOOMBA	18	6	6	5	6	5	10	7	5	7	6	7	9	10	8	10	4	3	4	4	2	1	4	2	81	75	2	1			157	147		
TWEED			4	3	7	11	13	13	9	9	13	13	8	7	6	11	7	11	5	7	11	5	1	5	55	129					184	300		
UNIVERSITY	7	15	6	11	22	9	6	20	22	18	25	15	14	19	7	17	15	12	6	12	6	7	4	9	94	215	2	1			310	386		
UPPER LOCKYER	5		1		3		1	2	2	1		3	1		1	1		1	1	1		1	1	1	15	13					28	39		
WAMURAN	6	4	7	3	1	5	3	7		3	6	1	3	3	4	3									32	28					60	74		
WARWICK		1			1				1	1		1	1					1	1					1	1	8						9	48	
WEST BUNDABERG			3	4	6	8	1	4	6	8	9	7	7	4	3	5	1	4	7	3		1	2	2	24	74					98	118		
WYNNUM MANLY			13	12	8	11	13	3	13	12	5	10	7	5	8	6	6	10	2	4		6	2	3	64	98		1			161	217		
TOTALS	303	237	385	338	497	445	531	494	486	539	528	541	490	489	414	450	311	352	218	272	141	176	112	137	57	93	3732	5304	25	25	0	0	9036	10489
	540		723		942		1025		1025		1069		979		864		663		490		317		249	150			9036							

	TINY TOT	U6	U7	U8	U9	U10	U11	U12	U13	U14	U15	U16	U17	NEW	RE	IFR+	IFR-I/s+	I/s-	TFRS	BOYS	GIRLS	
WINTER	60	73	92	130	119	129	112	103	78	38	37	17	18	442	564	0	0	0	0	0	514	492
SUMMER	540	723	942	1025	1025	1069	979	864	663	490	317	249	150	3732	5304	25	25	0	0	50	4473	4563
TOTALS	600	796	1034	1155	1144	1198	1091	967	741	528	354	266	168	4174	5868	25	25	0	0		4987	5055
	10042													10042					10042			

	2019/20 Figures		2020/21 RE-REGISTRATIONS			2020/21 OVERALL FIGURES		
WINTER:	Total	Under	Max	Actual	%age	Total	% CHANGE	
CN, TN, NQ, MNOA		17's	Possible	Re-Reg	Re-Reg		Increase	Decrease
AGNES WATER	98	0	98	38	38.8%	60		-39%
BARGARA DISTRICT	120	0	120	50	41.7%	74		-38%
BILOELA	27	0	27	17	63.0%	32	18.5%	
CAIRNS	3	0	3	1	33.3%	2		-33.3%
CASSOWARY COAST	61	0	61	43	70.5%	73	19.7%	
CHARLEVILLE	18	0	18	4	22.2%	12		
CHINCHILLA	39	0	39	47	120.5%	89	128.2%	
DIRRANBANDI	28	0	28	0	0.0%	0		-100.0%
DOUGLAS SHIRE	18	0	18	10	55.6%	20	11%	
GIN GIN	30	0	30	19	63.3%	34	13%	
GOONDIWINDI	59	3	56	27	48.2%	74	25.4%	
GRACEMERE	45	0	39	12	30.8%	19		
MARLIN COAST	47	4	43	1	2.3%	1		-97.9%
MITCHELL & DISTRICT	21	0	21	7	33.3%	9		-57.1%
MOURA	21	0	21	13	61.9%	20		-4.8%
MULGRAVE	3	5	-2	0		0		-100.0%
MUNGINDI	36	0	60	0	0.0%	0		-100.0%
NORTH MACKAY	93	1	92	53	57.6%	113	21.5%	
NORTH ROCKHAMPTON	121	3	118	55	46.6%	74		-38.8%
RAVENSHOE	7	2	5	0	0.0%	0		-100.0%
ROSS RIVER	85	0	85	36	42.4%	81		-4.7%
ST GEORGE	26	2	24	16	66.7%	33	26.9%	
TARA	9	0	9	43	477.8%	65	622.2%	
TEXAS	14	0	14	0	0.0%	0		-100.0%
TOWNSVILLE CENTRAL	129	1	128	52	40.6%	91		-29.5%
TULLY	28	0	28	18	64.3%	28		
WULGURU	46	0	46	2	4.3%	2		-95.7%
						1006		
	1232	21	1211	564	46.6%	1006		-18.3%

	2019/20		2020/21 RE-REGISTRATIONS			2020/21 OVERALL FIGURES			TOTAL FIGURES		
	Total	Under	Max Possible	Actual Re-Reg	% Re-Reg	Total	% CHANGE Increase	Decrease	MALE	FEMALE	TOTAL
ALGESTER	186	1	185	106	57.3%	151		-19%	72	78	150
ARANA	365	4	361	247	68.4%	400	10%		171	228	399
ASHMORE	171	2	169	68	40.2%	163		-5%	74	85	159
ASPLEY	201	5	196	89	45.4%	131		-35%	61	71	132
BALMORAL	288	0	288	139	48.3%	256		-11%	118	137	255
BEAUDESERT & DISTRICT	114	1	113	46	40.7%	81		-29%	41	40	81
BEENLEIGH	118	1	117	47	40.2%	70		-41%	34	37	71
BLI BLI	52	0	52	24	46.2%	66	27%		39	27	66
BORDER BLUES	35	2	33	17	51.5%	21		-40%	11	10	21
BOYNE TANNUM	43	0	43	0	0.0%	0		-100%	0	0	0
BRACKEN RIDGE	260	7	253	138	54.5%	204		-22%	99	105	204
BRIBIE DISTRICT	112	1	111	65	58.6%	109		-3%	48	61	109
BROWNS PLAINS	118	0	118	57	48.3%	82			49	33	82
BUNDABERG	34	1	33	24	72.7%	60	76%		38	22	60
BURRUM & DISTRICT	45	4	41	22	53.7%	27		-40%	16	11	27
CABOOLTURE	150	4	146	83	56.8%	153	2%		78	75	153
CALOUNDRA	201	2	199	93	46.7%	264	31%		112	152	264
CENTENARY	180	3	177	108	61.0%	209	16%		110	99	209
CITY NORTH	193	2	191	80	41.9%	196	2%		88	108	196
COLLEGES	60	0	60	21	35.0%	45		-25%	24	19	43
COOLOOLA COAST	42	0	42	2	4.8%	2		-95%	0	2	2
DAYBORO	17	0	17	0	0.0%	0		-100%	0	0	0
DECEPTION BAY	363	2	361	197	54.6%	257		-29%	121	139	260
GAYNDAH	46	0	46	33	71.7%	53	15%		26	27	53
GLADSTONE	103	2	101	72	71.3%	102		-1%	52	50	102
GLASSHOUSE DISTRICTS	166	6	160	108	67.5%	163		-2%	84	79	163
GOLD COAST	303	5	298	174	58.4%	307	1%		173	135	308
GRANITE BELT	68	1	67	47	70.1%	67		-1%	32	35	67
GYMPIE	140	4	136	89	65.4%	137		-2%	74	63	137
HELENSVALE	305	0	305	184	60.3%	331	9%		170	162	332
HERVEY BAY	98	1	97	41	42.3%	69		-30%	34	35	69
HIGHFIELDS	174	4	170	71	41.8%	118		-32%	65	54	119
IPSWICH	427	7	420	219	52.1%	346		-19%	150	199	349
ISIS DISTRICT	98	4	94	57	60.6%	90		-8%	40	50	90
JIMBOOMBA	375	6	369	158	42.8%	250		-33%	146	104	250
KENMORE	185	1	184	85	46.2%	164			100	66	166
LAIDLEY	88	3	85	36	42.4%	53		-40%	22	31	53

	2019/20		2020/21 RE-REGISTRATIONS			2020/21 OVERALL FIGURES			TOTAL FIGURES		
	Total	Under	Max Possible	Actual Re-Reg	% Re-Reg	Total	% CHANGE Increase	Decrease	MALE	FEMALE	TOTAL
MALENY	46	0	46	16	34.8%	35		-24%	18	17	35
MAROOCHY	71	0	71	63	88.7%	106	49%		52	54	106
MARYBOROUGH	101	3	98	53	54.1%	87		-14%	46	41	87
MONTO	28	1	27	12	44.4%	31	11%		15	16	31
MT GRAVATT	197	0	197	92	46.7%	159		-19%	80	79	159
MT TARAMPA	36	1	35	6	17.1%	6		-83%	6	0	6
MUDGEERABA	169	1	168	84	50.0%	143		-15%	56	86	142
NAMBOUR	82	1	81	31	38.3%	66		-20%	36	30	66
NANANGO	42	1	41	10	24.4%	21		-50%	9	12	21
NOOSA	124	2	122	68	55.7%	124			57	67	124
ORMEAU	110	3	107	63	58.9%	106		-4%	63	47	110
REDCLIFFE	134	2	132	71	53.8%	149	11%		75	74	149
REDLANDS	260	4	256	127	49.6%	204		-22%	105	99	204
ROMA & DISTRICT	19	0	19	10	52.6%	28	47%		16	12	28
ROPEHILL	56	0	56	0	0.0%	0		-100%	0	0	0
ROSEWOOD	88	3	85	43	50.6%	68		-23%	33	35	68
RUNAWAY BAY	204	0	204	108	52.9%	164		-20%	88	77	165
SOUTHS	66	0	66	26	39.4%	40		-39%	13	27	40
SOUTH BURNETT	88	0	88	56	63.6%	87		-1%	48	39	87
SPRINGWOOD	325	4	321	218	67.9%	351	8%		173	175	348
STRATHPINE	295	7	288	147	51.0%	213		-28%	101	110	211
SUNNYBANK	118	4	114	43	37.7%	79		-33%	47	32	79
TAMBORINE MOUNTAIN	72	0	72	36	50.0%	66		-8%	34	32	66
THE GAP	247	4	243	99	40.7%	213		-14%	119	92	211
TOOWONG HARRIERS	258	0	258	135	52.3%	286	11%		123	163	286
TOOWOOMBA	147	2	145	75	51.7%	157	7%		86	70	156
TWEED	300	5	295	129	43.7%	184		-39%	85	99	184
UNIVERSITY	386	7	379	215	56.7%	310		-20%	141	168	309
UPPER LOCKYER	39	0	39	13	33.3%	28		-28%	17	11	28
WAMURAN	74	0	74	28	37.8%	60		-19%	30	30	60
WARWICK	48	0	48	8	16.7%	9		-81%	4	5	9
WEST BUNDABERG	118	5	113	74	65.5%	98		-17%	47	51	98
WYNNUM MANLY	217	4	213	98	46.0%	161		-26%	78	84	162
TOTAL SUMMER	10489	150	10339	5304	51%	9036		-13.9%	4473	4563	9036
GRAND TOTAL	11721	171	11550	5868		10042		-14.3%			

TROPICAL NORTH QUEENSLAND		NORTH QUEENSLAND		CENTRAL NORTH		MARANOA		WINTER REGIONS TN, NQ, CN & MNOA 1006
CAIRNS	2	NORTH MACKAY	113	AGNES WATER	60	CHARLEVILLE	12	
CASSOWARY COAST	73	ROSS RIVER	81	BARGARA	74	CHINCHILLA	89	
DOUGLAS SHIRE	20	TOWNSVILLE CENTRAL	91	BILOELA	32	DIRRANBANDI	0	
MARLIN COAST	1	WULGURU	2	GIN GIN	34	GOONDIWINDI	74	
MULGRAVE	0			GRACEMERE	19	MITCHELL	9	
RAVENSHOE	0			MOURA	20	MUNGINDI	0	
TABLELANDS	65			NORTH ROCKHAMPTON	74	ST GEORGE	33	
TULLY	28					TEXAS	0	
TOTAL	189	TOTAL	287	TOTAL	313	TOTAL	217	
METRO NORTH		SOUTH EAST		METRO WEST		CENTRAL COAST		SUMMER REGIONS MN, SE, MW, STHC, SUNC, DSW & CC 9036
ARANA	400	ALGESTER	151	CENTENARY	209	BOYNE TANNUM	0	
ASPLEY	131	BALMORAL	256	COLLEGES	45	BUNDABERG	60	
BRACKEN RIDGE	204	BEENLEIGH	70	IPSWICH	346	BURRUM & DISTRICT	27	
CITY NORTH	196	BROWNS PLAINS	82	KENMORE	164	GAYNDAH	53	
DAYBORO	0	JIMBOOMBA	250	ROSEWOOD	68	GLADSTONE	102	
REDCLIFFE	149	MT GRAVATT	159	SOUTHS	40	HERVEY BAY	69	
STRATHPINE	213	REDLANDS	204	TOOWONG HARRIERS	286	ISIS DISTRICT	90	
THE GAP	213	SPRINGWOOD	351			MARYBOROUGH	87	
		SUNNYBANK	79			MONTO	31	
		WYNNUM MANLY	161			WEST BUNDABERG	98	
TOTAL	1506	TOTAL	1763	TOTAL	1158	TOTAL	617	
SOUTH COAST		SUN COAST		DOWNS & SOUTH WEST				
ASHMORE	163	BLI BLI	66	BORDER BLUES	21			
BEAUDESERT & DISTRICT	81	BRIBIE DISTRICT	109	GRANITE BELT	67			
GOLD COAST	307	CABOOLTURE	153	HIGHFIELDS & DISTRICT	118			
HELENSVALE	331	CALOUNDRA	264	LAIDLEY	53			
MUDGEERABA	143	COOLOOLA COAST	2	MT TARAMPA	6			
ORMEAU	106	DECEPTION BAY	257	ROMA	28			
RUNAWAY BAY	164	GLASSHOUSE DISTRICTS	163	ROPEHILL	0			
TAMBORINE MOUNTAIN	66	GYMPIE	137	TOOWOOMBA	157			
TWEED	184	MALENY	35	UPPER LOCKYER	28			
		MAROOCHY	106	WARWICK	9			
		NAMBOUR	66					
TOTAL	1545	NANANGO	21	TOTAL	487			
		NOOSA	124					
		SOUTH BURNETT	87					
		UNIVERSITY	310					
		WAMURAN	60					
		TOTAL	1960					

Little Athletics Queensland wishes
to express its appreciation to the
following partners:



coles



**QUEENSLAND
GOVERNMENT**

Like us on:

 facebook.com/LAQLD  [#littleathsqld](https://instagram.com/#littleathsqld)

or visit our website: laq.org.au